



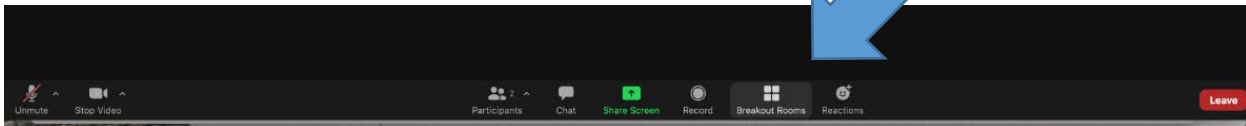

Office of Continuing Medical Education  
1111 Marcus Avenue, Suite LL26  
Lake Success, NY 11042  
Phone: (516)730-2263; Fax: (516)465-8204

## Selecting a breakout room (Workshop)

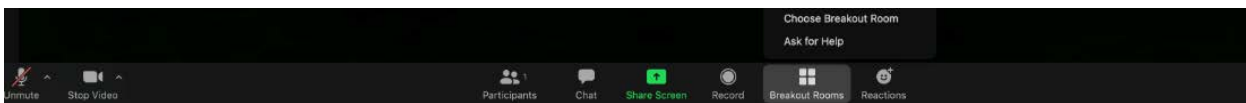
You will be able to self-select and join breakout rooms (workshops) of your own choosing. Select from the list of breakout rooms (workshops) following the steps below. You will be able to enter and leave breakout rooms freely.

**Note:** Participants not joined with the desktop or mobile app (version 5.3.0 or higher) will not be able to self-select a breakout room. The host will need to facilitate moving these participants manually.

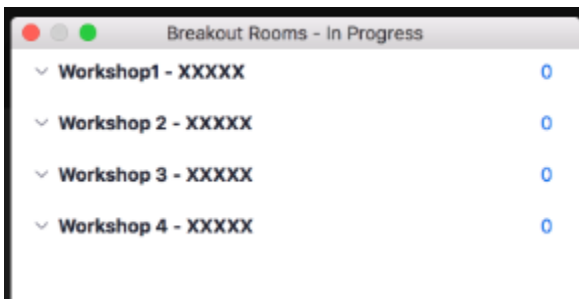
1. Click the **Breakout Rooms** option in your meeting controls.



2. Click **Choose Breakout Room**



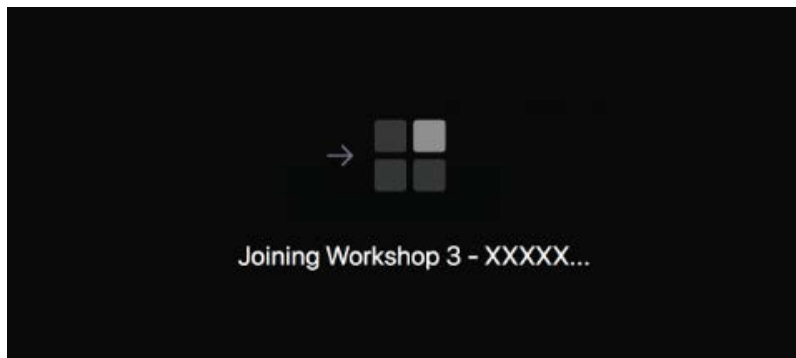
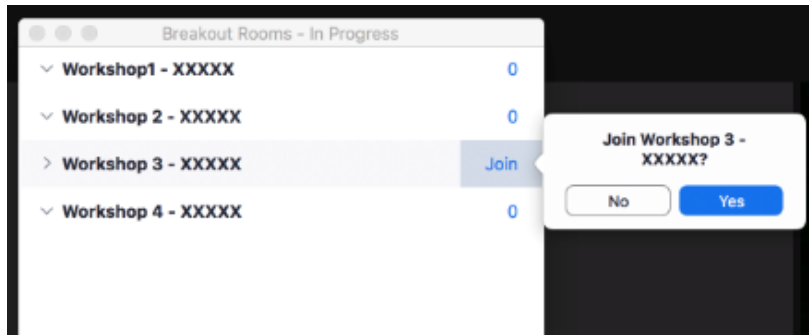
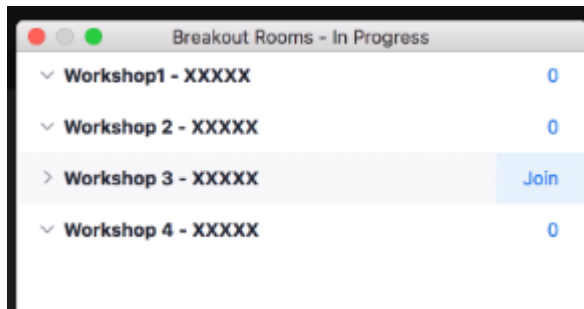
This will display the list of open breakout rooms (workshops).



3. Click on the session you would like to join. Example: Workshop 3 - XXXXX



4. Click **Join** next to the Breakout Room (workshop) you wish to participant in, then confirm by clicking **Yes**.



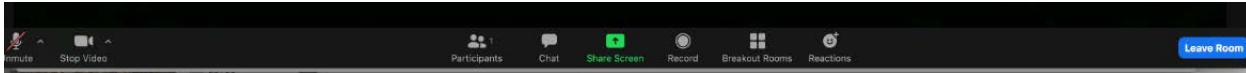
5. Repeat as necessary to join other breakout rooms.

## Leaving the breakout room

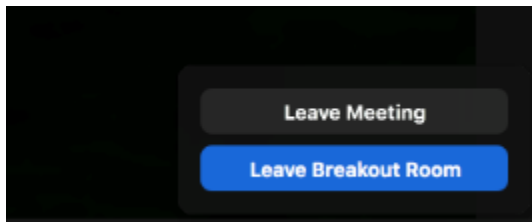
You can leave the breakout room (workshop) and return to the main meeting session at any time, or you can leave the meeting entirely from the breakout room.



1. Click **Leave Room**.



2. Choose if you want to leave the breakout room or the entire meeting.



3. When the host ends the breakout rooms, you will be notified and given the option to return to the main room immediately, or in 60 seconds.